

2:1 High Pressure Pump

The Yamada® 2:1 High Pressure Pump was specifically designed for applications where 100 PSI maximum pump operating pressure is not enough to overcome system requirements. The Yamada 2:1 pump will develop pressures up to 180 PSI, with only 100 PSI air inlet pressure. The 2:1 discharge pressure ratio is achieved by utilizing twice the surface area (driving both diaphragms) to double the output. The flow rate is half the volume of its equivalent 1:1 pump.

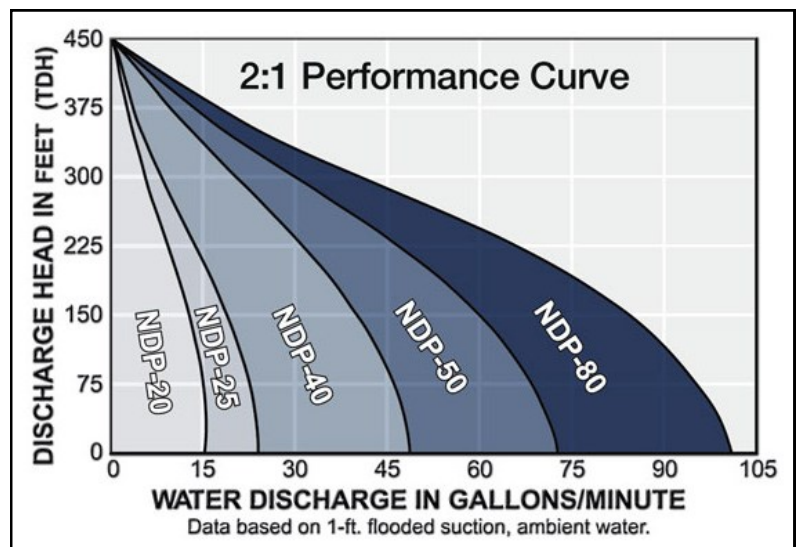


Key Advantages

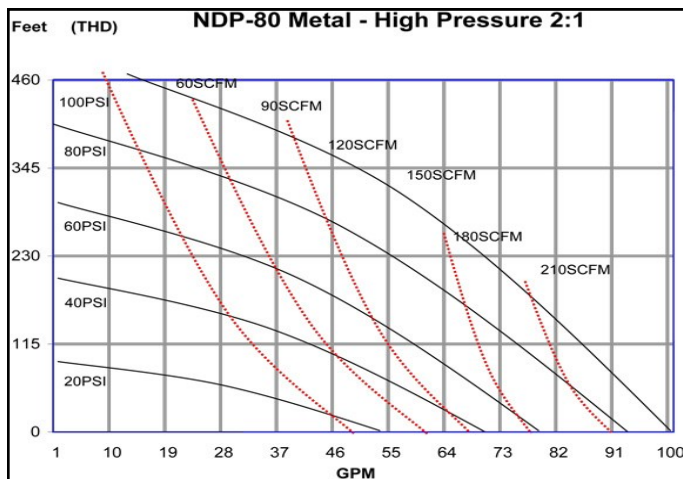
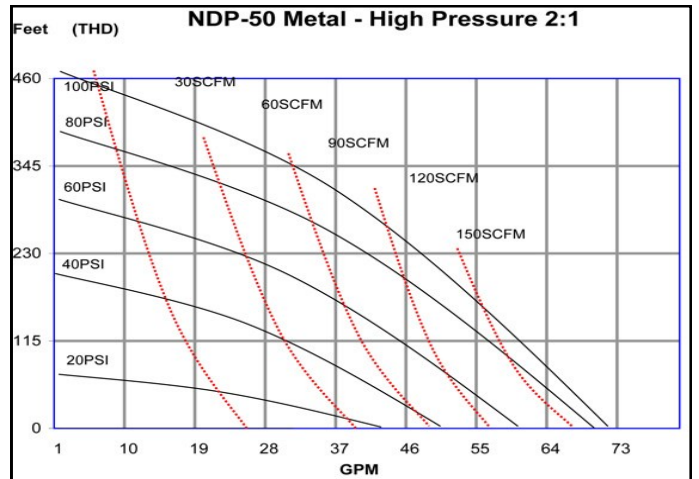
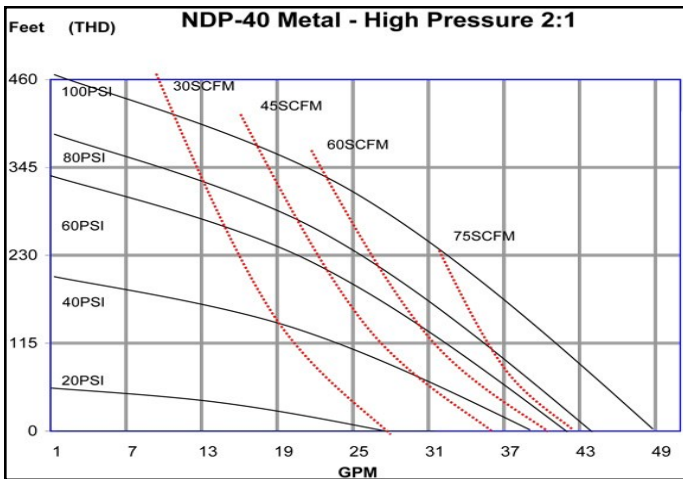
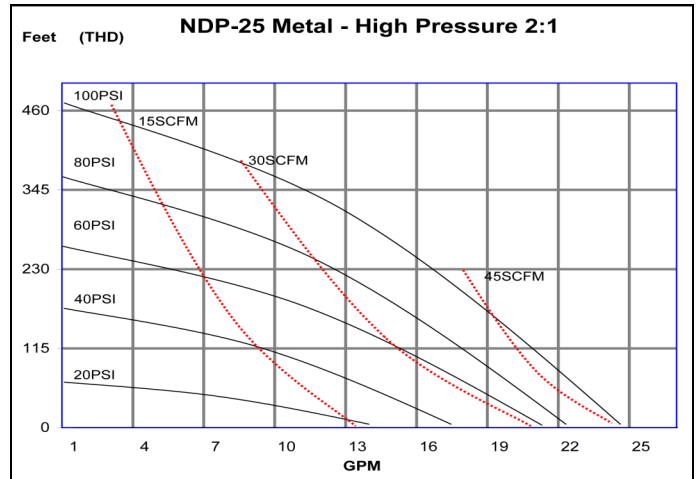
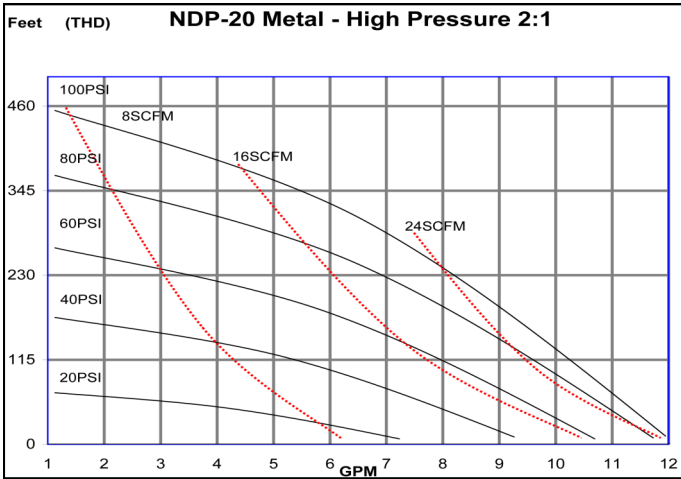
- No elaborate bypass required
- No relief valves required
- No complicated controls required
- Great pressure retention (ability to hold pressure)
- 3/4" through 3" port sizes available
- 316 Stainless Steel, Cast Iron, and Aluminum wetted materials
- EPDM, Neoprene, Buna N, Viton®, Santoprene®, and Hytrel® elastomers
- Capacities from 1 to 100 GPM
- Discharge pressure to 180 PSI
- Can handle solids as large as <math>< 13/32'' </math> (10mm)

Applications

- Charging filter press
- High head requirements
- High viscosity fluids
- Solids laden slurries



2:1 High Pressure



Performance Data

Performance curves are based on normal temperature (70°F), fresh water. The discharge volume and discharge head vary according to viscosity, specific gravity, etc. of the material to be transferred.

Note: 2:1 high pressure pumps are considered simplex pumps which will increase pulsation during operation. Consult Yamada for proper pulsation dampener selection. Failure to use an appropriately sized pulsation dampener will limit the pump performance.

Note: Due to Yamada's continued commitment to product improvement, specifications may change without notice.

Nordel®, Viton®, & Hytrel® are registered trademarks of DuPont Performance Elastomers. Santoprene® is a registered trademark of Monsanto Company.

Label:



The Proof's in the Pump.

Toll Free: 800-990-7867
www.yamadapump.com



Form: YA001-HP0223